

How to use My Claflin?

The screenshot shows a web browser window with the address bar displaying "https://my.claflin.edu/ics". The page features a dark red header with the Claflin University logo and the text "MY CLAFLIN The World Needs Visionaries". Below the header is a login section with fields for "Claflin ID:" and "PIN #:", a "Login" button, and a link for "I forgot my password". A search bar is also present. A navigation menu includes "Home", "Admissions", "Campus Life", and "Alumni". The main content area is titled "My Claflin" and contains a "Welcome!" message. The message states: "We are excited to bring you **My Claflin**. We hope you find this application easy to use and helpful in making your college experiences more enjoyable. As always, we are looking for your [Suggestions](#)." It further instructs users to use their "Student/Faculty id and PIN" to login and provides contact information for the "Enrollment Office" and "IT Office". It also mentions that users should click the "Student Tab" to access personal information and review the "Using My Claflin" document. A final note states, "This application is being updated daily. Please visit often to see the latest alterations." Below the welcome message is a "Course Schedules" section with a "Course Search" icon and link.

Home | My Claflin

Claflin University [US] https://my.claflin.edu/ics

Apps Tutorials My Claflin Tikotin Moodle Student Tut... iphone email android email

MY CLAFLIN
The World Needs Visionaries

Claflin ID: PIN #: Login [I forgot my password](#) Search...

Home Admissions Campus Life Alumni

You are here: Home

My Claflin

Home

- [Welcome!](#)
- [Course Schedules](#)
- [Events Calendar](#)
- [Campus Resources](#)

Quick Links

- [Claflin University](#)
- [Attendance Tracking](#)

My Claflin

Welcome!

We are excited to bring you **My Claflin**. We hope you find this application easy to use and helpful in making your college experiences more enjoyable. As always, we are looking for your [Suggestions](#).

Use your **Student/Faculty id and PIN** to login. If you do not know your login information, please contact the [Enrollment Office](#). If you need additional assistance, please email the [IT Office](#).

Once you are logged in, click the Student Tab to access your personal information. Please review the **Using My Claflin** document located on the **Student Tab** in **Things to know** section.

This application is being updated daily. Please visit often to see the latest alterations.

Course Schedules

[Course Search](#)

Purpose of My Claflin Presentation

The purpose of this presentation is to assist students with accessing and using MyClaflin for registration, student financial accounts, and financial aid information. If you have any questions or difficulty with viewing the slides, please e-mail gcole-morton@claflin.edu or call 803.535.5582/803.535.5108.

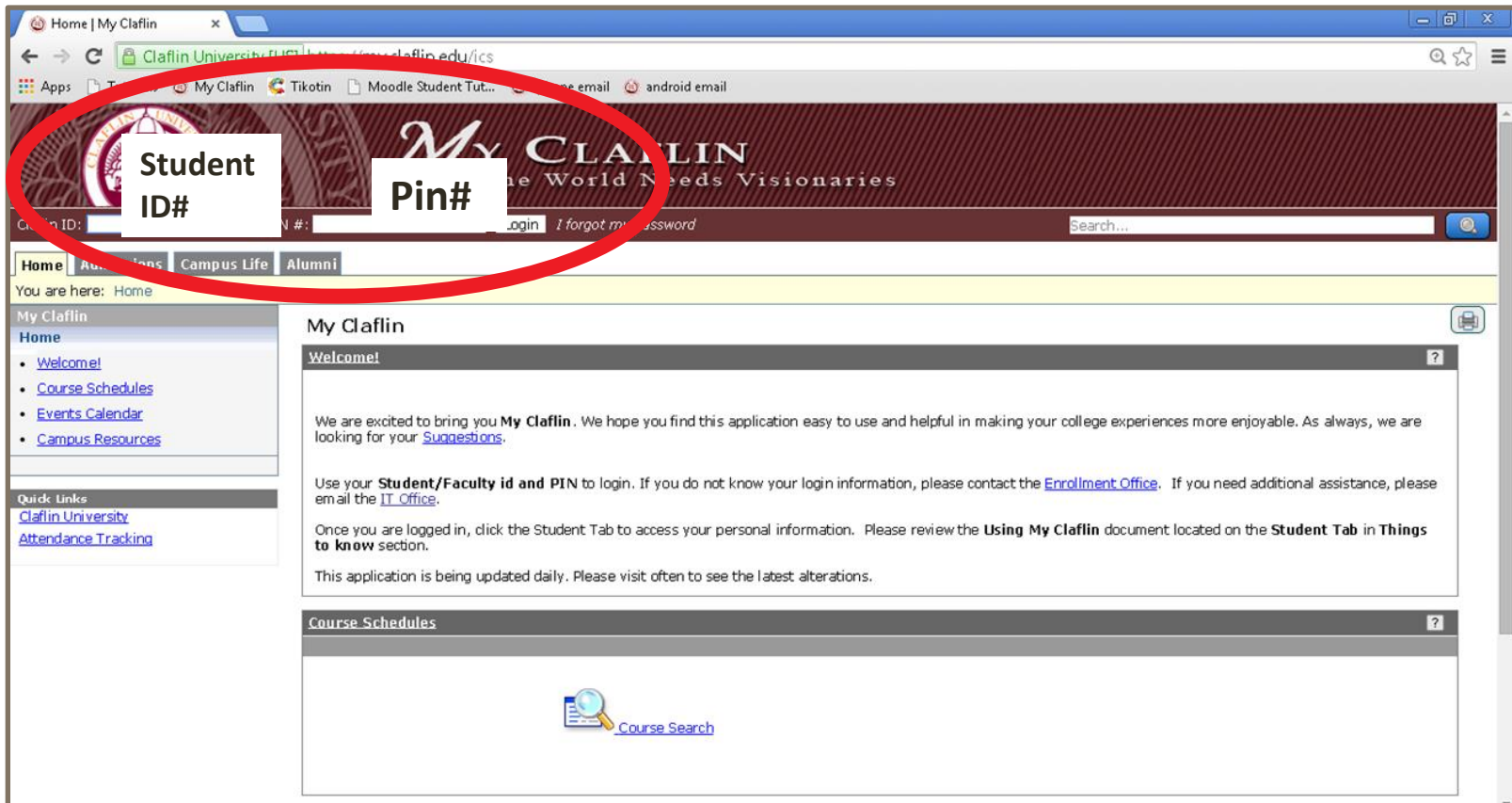
What can I access using MY Claflin?

- Check tuition cost, balance, or refund
- Apply funds to book coupons
- Register for class(es)
- Add or Drop class(es)
- See status of advisor's class approval
- View Unofficial Transcript
- View Semester Grades
- View Important Enrollment Management Dates
- View Financial Aid Award
- Complete survey to evaluate your advisor

To Log-In

Enter your student ID# for username

Enter your Pin # for password



The screenshot shows the My Claflin website interface. A red circle highlights the login fields, which are labeled with white boxes: "Student ID#" for the username field and "Pin#" for the password field. The page includes a navigation menu with "Home", "Academics", "Campus Life", and "Alumni". The main content area features a "Welcome!" message and a "Course Schedules" section with a "Course Search" button.

Home | My Claflin

Claflin University (UNC) | www.claflin.edu/ics

My Claflin | Tikotin | Moodle Student Tut... | android email

Student ID# | Pin# | login | I forgot my password | Search...

Home | Academics | Campus Life | Alumni

You are here: Home

My Claflin

Home

- [Welcome!](#)
- [Course Schedules](#)
- [Events Calendar](#)
- [Campus Resources](#)

Quick Links

- [Claflin University](#)
- [Attendance Tracking](#)

My Claflin

Welcome!


We are excited to bring you **My Claflin**. We hope you find this application easy to use and helpful in making your college experiences more enjoyable. As always, we are looking for your [Suggestions](#).

Use your **Student/Faculty id and PIN** to login. If you do not know your login information, please contact the [Enrollment Office](#). If you need additional assistance, please email the [IT Office](#).

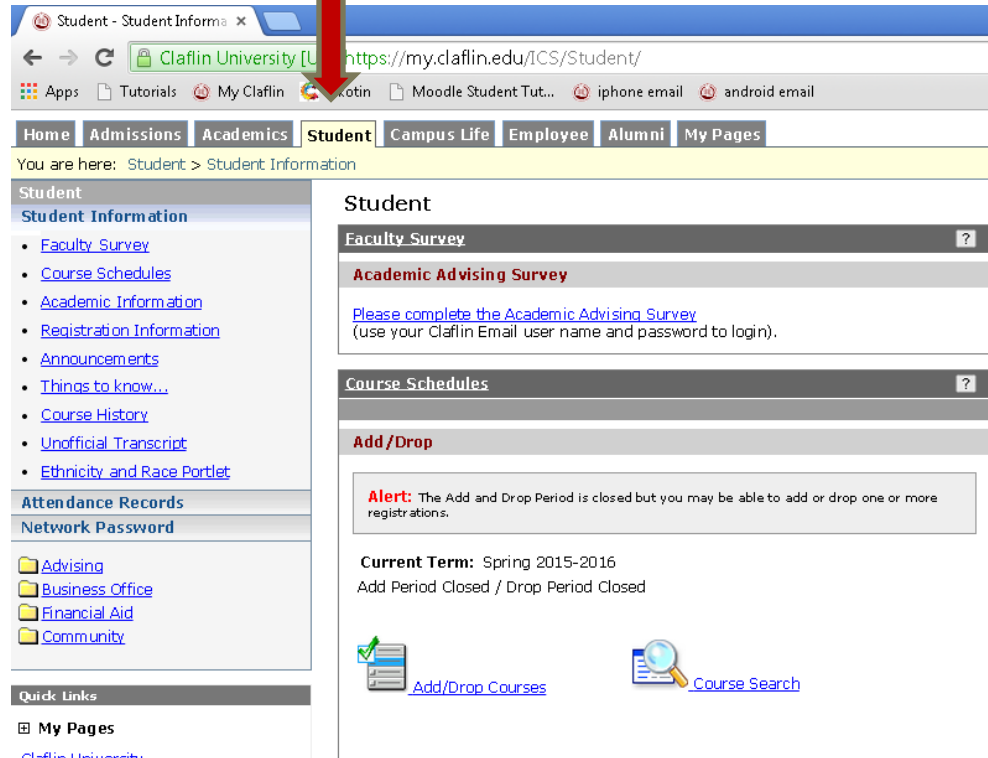
Once you are logged in, click the Student Tab to access your personal information. Please review the **Using My Claflin** document located on the **Student Tab in Things to know** section.

This application is being updated daily. Please visit often to see the latest alterations.

Course Schedules

 [Course Search](#)

Select the Student Tab



The screenshot shows a web browser window with the URL <https://my.clafin.edu/ICS/Student/>. The navigation menu includes Home, Admissions, Academics, **Student**, Campus Life, Employee, Alumni, and My Pages. The Student tab is highlighted with a red arrow. Below the navigation menu, the page content is organized into sections: Student Information (with links for Faculty Survey, Course Schedules, Academic Information, Registration Information, Announcements, Things to know..., Course History, Unofficial Transcript, and Ethnicity and Race Portlet), Attendance Records, Network Password, and Quick Links (Advising, Business Office, Financial Aid, Community). The main content area displays the Student section with a Faculty Survey, Academic Advising Survey (with a link to complete it), Course Schedules, and Add/Drop. An alert message states: "Alert: The Add and Drop Period is closed but you may be able to add or drop one or more registrations." Below this, the current term is listed as Spring 2015-2016, with Add Period Closed and Drop Period Closed. At the bottom, there are icons for Add/Drop Courses and Course Search.

If you don't see a student tab, contact Enrollment Office 803.535.5719

Select Advising, Business Office, or Financial Aid Folder

The screenshot shows a web browser window with the URL <https://my.claflin.edu/ICS/Student/>. The page has a navigation menu with tabs for Home, Admissions, Academics, Student, Campus Life, Employee, Alumni, and My Pages. The 'Student' tab is active, and the breadcrumb trail shows 'You are here: Student > Student Information'.

The main content area is titled 'Student' and contains several sections:

- Faculty Survey**: Includes an 'Academic Advising Survey' with a link to 'Please complete the Academic Advising Survey' and a note to use the Claflin Email user name and password to login.
- Course Schedules**: Includes an 'Add/Drop' section with an alert: 'Alert: The Add and Drop Period is closed but you may be able to add or drop one or more registrations.' Below this, it states 'Current Term: Spring 2015-2016' and 'Add Period Closed / Drop Period Closed'. There are icons for 'Add/Drop Courses' and 'Course Search'.
- Registration Information**: States 'There is no content in this portlet.'
- Announcements**: Includes a link for 'SIGI 3 (from My Claflin Administrator)' and a 'Show All Announcements' link.
- Things to know...**: Includes links for 'Using My Claflin', 'Using My Claflin (.doc, 779K)', 'Enrollment Management', and 'Dates to Remember.pdf (.pdf, 34K)'. There is also a 'Go to Main Screen' link.
- Course History**: States 'To view your complete course history, click the View Course History link' and includes a 'View Course History' link.
- Academic Information**: Shows 'UNDERGRADUATE'.
- Unofficial Transcript**: States 'Select a Division from the dropdown for which to view the unofficial transcript.' and includes a dropdown menu.

On the left side, there is a sidebar menu with the following items:

- Student Information
 - Faculty Survey
 - Course Schedules
 - Academic Information
 - Registration Information
 - Announcements
 - Things to know...
 - Course History
 - Unofficial Transcript
 - Ethnicity and Race Portlet
- Attendance Records
- Network Password
- Advising
- Business Office
- Financial Aid
- Community

The 'Attendance Records', 'Advising', 'Business Office', and 'Financial Aid' items are highlighted with a red box.

At the bottom of the sidebar, there is a 'My Pages' section with links for 'Claflin University' and 'Attendance Tracking'.

Advising Folder

The Advising Folder will allow you to view the following:

- Contact Information for Enrollment Office
- Degree Audit
- Grade Report
- Course History
- Advisor Meeting
- GPA Projection
- Course Needs

Find the Advising Folder, Click to

Open

You are here: [Student](#) > [Student Information](#)



Student

Student Information

- [Faculty Survey](#)
- [Course Schedules](#)
- [Academic Information](#)
- [Registration Information](#)
- [Announcements](#)
- [Things to know...](#)
- [Course History](#)
- [Unofficial Transcript](#)
- [Ethnicity and Race Portlet](#)

Attendance Records

Network Password

-  [Advising](#)
-  [Business Office](#)
-  [Financial Aid](#)
-  [Community](#)

Quick Links



Business Office Folder

The Business Office Folder will allow you to:

- View Financial Account
- Apply Book Coupons
- View Contact information for cashiers and accounts manager
- Federal Work-study Agreement
- Your Course Attendance
- Billing/Charges Brochures
- 1098 T Information

Find Business Office Folder, Click to open:

You are here: [Student](#) > [Student Information](#)

Student

Student Information

- [Faculty Survey](#)
- [Course Schedules](#)
- [Academic Information](#)
- [Registration Information](#)
- [Announcements](#)
- [Things to know...](#)
- [Course History](#)
- [Unofficial Transcript](#)
- [Ethnicity and Race Portlet](#)


Attendance Records

Network Password

- [Advising](#)
- [Business Office](#)
- [Financial Aid](#)
- [Community](#)

Quick Links

My Page




Financial Aid Folder

The Financial Aid Folder will allow you to:

- Contact financial aid office via email
- Access financial aid forms
- View helpful web links such as scholarships
- View financial aid awards
- View financial aid document tracking

Find Financial Aid Folder, Click to open:

You are here: Student > Student Informa



The screenshot shows a web application interface with a navigation menu. The menu is organized into sections: 'Student Information' (with links for Faculty Survey, Course Schedules, Academic Information, Registration Information, Announcements, Things to know..., Course History, Unofficial Transcript, and Ethnicity and Race Portlet), 'Attendance Records', 'Network Password', and 'Quick Links'. The 'Financial Aid' folder is highlighted with a red arrow pointing to it.

Student
Student Information
<ul style="list-style-type: none">• Faculty Survey• Course Schedules• Academic Information• Registration Information• Announcements• Things to know...• Course History• Unofficial Transcript• Ethnicity and Race Portlet
Attendance Records
Network Password
<ul style="list-style-type: none">• Advising• Business Office• Financial Aid• Community
Quick Links

MyClaflin Users.....

WELCOME TO CLAFLIN UNIVERSITY!!