



**LEARNINGHOUSE®**

Your Online Education Partner

LearningHouse.com






427 South Fourth Street, Suite 300

Louisville, KY 40202

(502) 589-9878

BigBlueButton o.8b  
Student Guide  
When the  
Instructor Shares  
their Desktop

## When the Instructor Shares their Desktop

Step	
When the instructor shares his or her desktop, it will appear in your BigBlueButton window, over your Users, Listeners, and Presentation blocks.	
You may use the double arrows to resize the window.	
You may minimize the window.	
You may maximize the window (or make it as large as it will go).	
You may restore the window to its earlier size.	



Note

Sharing is not recommended for use with mobile devices because Flash is required.



Note

Some resizing capabilities are only available if the button at the bottom of the screen sharing window reads, "Fit to Window." The other option for the button reads, "Display actual size."

Display actual size



Note

You can use these buttons with any block in the BigBlueButton window. To return your layout to its original settings, click **Reset Layout** in the bottom right-hand corner of the BigBlueButton window.

