







LEARNINGHOUSE[®]
Your Online Education Partner

LearningHouse.com

427 South Fourth Street, Suite 300
Louisville, KY 40202
(502) 589-9878

BigBlueButton o.8b
Student Guide
Access a
Recording Resource

Accessing a Recording Resource

Step		
1. Log in to Moodle.		
2. Access your course.		
3. Click on the recording resource to launch it.	 Copyright and the Public Domain Lecture	
4. The recording will play back in its own window. You will not be able to see the chat window and/or your shared desktop but you will be able to hear the audio.		<div style="border: 1px solid #4F81BD; padding: 5px;"> <div style="display: flex; align-items: center;">  Note </div> <p>If the eye icon is open , the recording will show when students access the recording.</p> <p>If it is closed , the recording is hidden.</p> <p>You will still see recordings you have hidden. Your students, however, will not be able to see them.</p> </div>