



LEARNINGHOUSE[®]
Your Online Education Partner

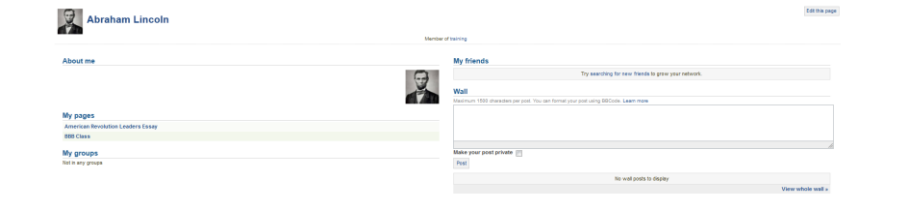
LearningHouse.com

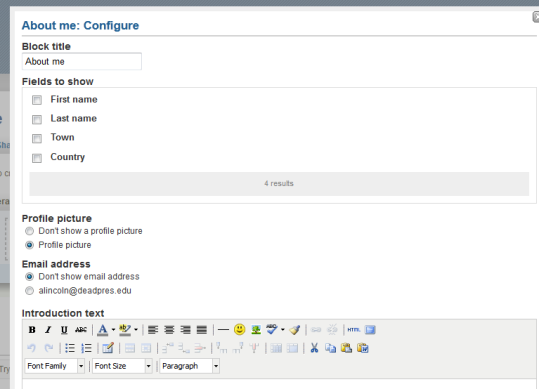



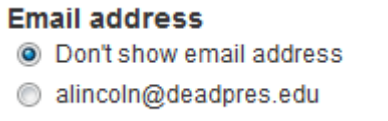
427 South Fourth Street
Louisville, KY 40202
(502) 589-9878

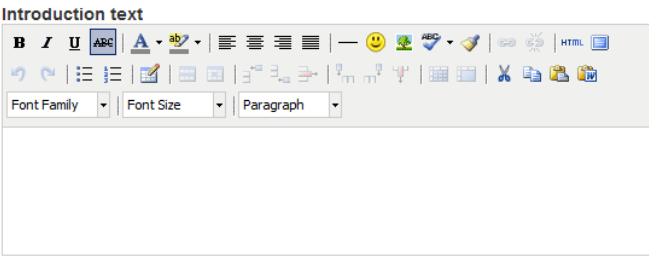
Mahara 1.5 Student User Guide Updating Your Profile Page



Updating Your Profile Page

Steps	Screenshot
<p>In your Mahara page, click your name in the Personal information block.</p>	
<p>You will see your Profile page.</p>	
	
<p>Click Edit this page in the upper right-hand corner.</p>	
<p>Each part of the page is called a block. You can move blocks around the page by clicking and dragging the block.</p>	
<p>You can remove a block by clicking the X button.</p>	
<p>Click the Configure button in the About me block.</p>	

Steps	Screenshot
<p>This will open the About me: Configure window.</p>	
<p>In the About me: Configure window, you can change the title of the block in the Block title field.</p>	
<p>You can select which fields to show by clicking the box next to the field.</p> <p>The fields you check will display in the About me block.</p>	
<p>You can choose not to show your profile picture by clicking the radio button next to Don't show a profile picture.</p> <p>The dot shows which option you selected.</p>	
<p>You can select not to show your email address by clicking the radio button next to Don't show email address.</p> <p>The dot shows which option you selected.</p>	

Steps	Screenshot
You can type a description of yourself in the Introduction text field.	
When you finish, click Save .	