



LEARNINGHOUSE®

Your Online Education Partner

LearningHouse.com

427 South Fourth Street
Louisville, KY 40202
(502) 589-9878

Moodle 2.2

Student User Guide

Accessing a Forum

Accessing a Forum

From Your Course

Step	Screenshot
1. Click the link for the discussion forum.	 A yellow banner with a small icon of two people and the text "Lesson 1 Discussion Forum".
The page for that forum will open.	 A screenshot of the forum page. At the top, there is a breadcrumb trail: "Home > My courses > ART101-4-PRES > Topic 1 > Lesson 1 Discussion Forum". Below this is a search bar with a question mark icon and a "Search forums" button. In the center, there is a box containing three numbered instructions: "1. Write a response to the question <i>How is beauty defined?</i> ", "2. Write a response to the questions <i>What is art? What is not art? & Does all art have beauty?</i> ", and "3. Choose one work of art from the lesson or the assigned readings. Analyze this work using as much of the terminology learned in the lesson." Below this box is a button labeled "Add a new discussion topic".








Tip

Most discussion forums post a rubric that explains how instructors will grade posts and replies. Make sure to review this rubric before posting and replying.

If you are not certain about grading criteria, ask your instructor for clarification.

From the Activities Block

Step	Screenshot
1. On your Course Home page , click the Forums link in the Activities block.	<div>ACTIVITIES</div> <div> Assignments</div> <div> Forums</div> <div> LMS Chat</div> <div> Quizzes</div> <div> Resources</div>
This link will open the Forums page , which lists all the forums on the course.	

Subscribe to all forums
Unsubscribe from all forums

General forums

Forum	Description	Discussions	Subscribed
Introductions forum	Take a few minutes to introduce yourself, please address at least the following items, and add anything else you feel is necessary to describe yourself. <ul style="list-style-type: none">NameBirthplaceAccomplishments (anything you've done that you think we should know about)Favorite colorFavorite animalFavorite place in ...	12	<input type="button" value="No"/>
News forum	General news and announcements	1	Yes

Learning forums

Topic	Forum	Description	Discussions	Subscribed
Topic 1	Lesson 1 Discussion Forum	<ol style="list-style-type: none">Write a response to the question <i>How is beauty defined?</i>Write a response to the questions <i>What is art? What is not art? & Does all art have beauty?</i>Choose one work of art from the lesson or the assigned readings. Analyze this work using as much of the terminology learned in the lesson.	14	<input type="button" value="Yes"/>

Forums Page

[Subscribe to all forums](#)
[Unsubscribe from all forums](#)

General forums

Forum	Description	Discussions	Subscribed
Introductions forum	Take a few minutes to introduce yourself, please address at least the following items, and add anything else you feel is necessary to describe yourself. <ul style="list-style-type: none"> Name Birthplace Accomplishments (anything you've done that you think we should know about) Favorite color Favorite animal Favorite place in ... 	12	<input type="button" value="No"/>
News forum	General news and announcements	1	Yes

Learning forums

Topic	Forum	Description	Discussions	Subscribed
Topic 1	Lesson 1 Discussion Forum	1. Write a response to the question <i>How is beauty defined?</i> 2. Write a response to the questions <i>What is art? What is not art? & Does all art have beauty?</i> 3. Choose one work of art from the lesson or the assigned readings. Analyze this work using as much of the terminology learned in the lesson.	14	<input type="button" value="Yes"/>

Area	Description
A. Subscribe to all forums and Unsubscribe from all forums	These links are in the upper right-hand corner of the page. You can use them to subscribe or unsubscribe to all forums in one click. <div> Subscribe to all forums Unsubscribe from all forums </div>
B. General forums	This area lists forums that are not under a module or topic, such as the news forum.
C. Learning forums	This area lists forums under specific topics or modules.

D	E	F	Learning forums	G	H
Topic	Forum	Description		Discussions	Subscribed
Topic 1	Lesson 1 Discussion Forum	1. Write a response to the question <i>How is beauty defined?</i> 2. Write a response to the questions <i>What is art? What is not art? & Does all art have beauty?</i> 3. Choose one work of art from the lesson or the assigned readings. Analyze this work using as much of the terminology learned in the lesson.		14	<input type="button" value="Yes"/>

Area	Description	
D. Topic	This column shows in which topic or module the forum is located. General forums do not have this column because a specific module or topic does not contain them.	
E. Forum	This column shows the forum title. You can click on the title to access the forum.	Lesson 1 Discussion Forum
F. Description	This column shows the forum's name and topic of discussion.	
G. Discussions	This column shows the number of discussions in that forum. You can click on the number to access the forum.	<div>Discussions</div> <div>12</div>
H. Subscribed	This column shows whether you are subscribed to a forum. The button under Subscribed will either say Yes or No , and you can click the button to change your subscription settings.	<div>Subscribed</div> <div><input type="button" value="Yes"/></div>



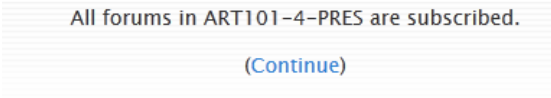
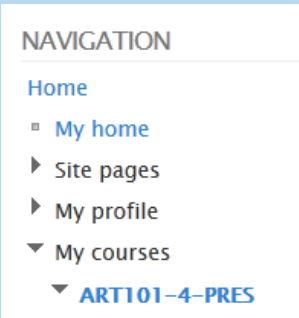
Note

If your instructor sets up a forum that you ***must*** subscribe to (e.g., the news forum), you will not see a button here.



Note

If your instructor sets up a forum you that ***must*** subscribe to (e.g., the news forum), clicking **Unsubscribe from all forums** will ***not*** unsubscribe you from that forum.

Step	Screenshot
<p>Whenever you make a change on the Forums page, Moodle will redirect you to a page that shows what you changed.</p> <p>2. You can click Continue to return to the Forums page or wait. It takes only a moment for you to return to the Forums page.</p>	
<p>3. To return to your course, click your course's short code in the My courses menu in the Navigation block.</p>	



Note

You can also click on your **course's short code** in the **breadcrumbs** just below the tabs at the top of the page.

[Home](#) > [My courses](#) > [ART101-4-PRES](#) >